

## 新品承认书

### NEW PRODUCT APPROVED

客户名称 (CUSTOMERS) \_\_\_\_\_

客户 P/N (CUSTOMER P/N) \_\_\_\_\_

升谱 P/N (SUNPU P/N) \_\_\_\_\_ NEPS-2016AW-G \_\_\_\_\_

产品说明 (DESCRIPTION) 0.2 英寸单八 共阳 白色显示

送样日期 (SAMPLE DATE) \_\_\_\_\_

产品说明书 <b>Specification</b>	<input checked="" type="checkbox"/>	检验报告 <b>INSPECTION</b>	<input type="checkbox"/>	样品 <b>SAMPLE</b>	<input type="checkbox"/>	其它 <b>OTHERS</b>	<input type="checkbox"/>
核准 (APPROVED BY)	审核 (CHECKED BY)	校对 (PROOFREAD BY)	制作 (PREPARED BY)				

#### 更改履历表

版本 Version	日期 date	描述	编制 Maker

#### 客户判定结果 (CUSTOMER VERDICT)

承认(OK)

不承认(NG)

承认签名(APPROVED BY):

承认时间(APPROVED DATE):

改善意见(IMPROVED ADVICE):

说明: 为了能更好的服务客户, 请及时回传以上信息

**REMARK:** FOR OFFERING THE BEST SERVICE TO CUSTOMER, PLEASE FAX THE DATA TO FACTORY

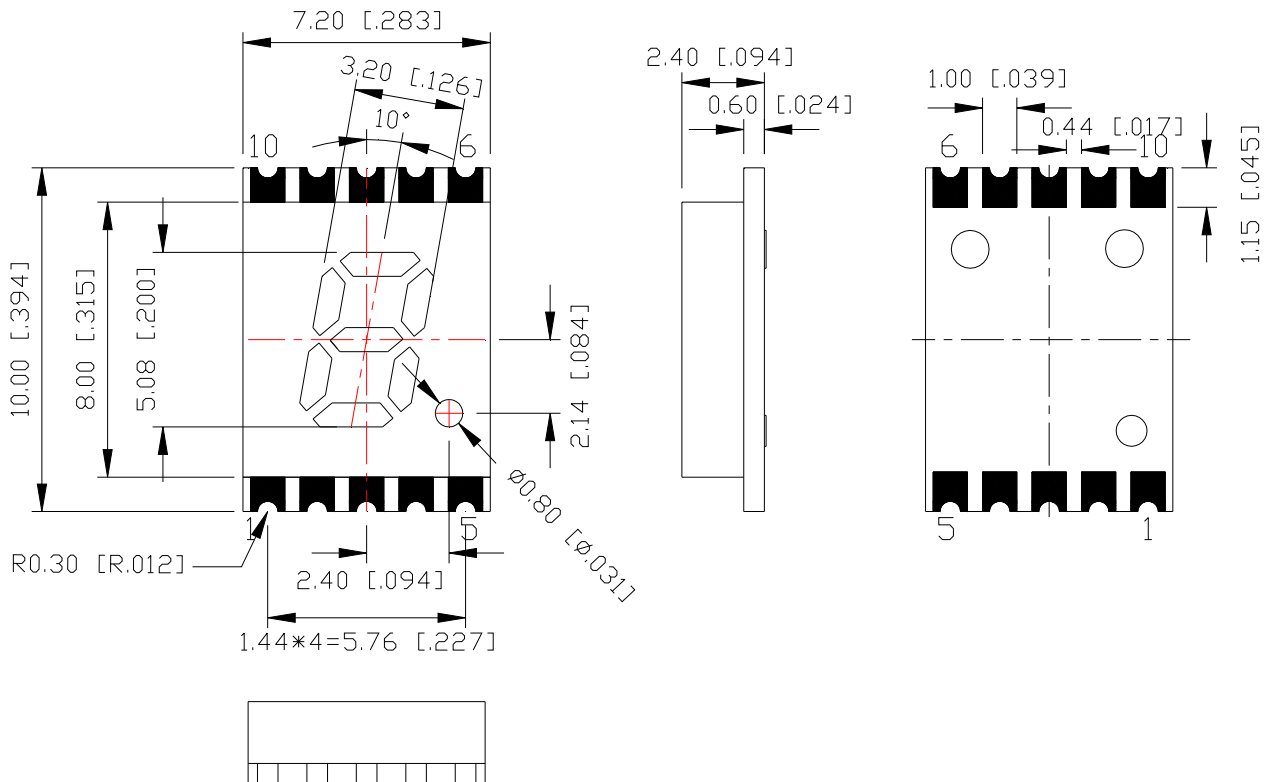
IN TIME

**1. 产品描述 DESCRIPTION:**

- 灰色显示面, 白色笔段 Gray face, White Epoxy
- 共阳显示屏 Common Anode Display
- 白色显示, White Color
- 符合 RoHS 要求 RoHS Compliant

**2. 产品特征 FEATURES:**

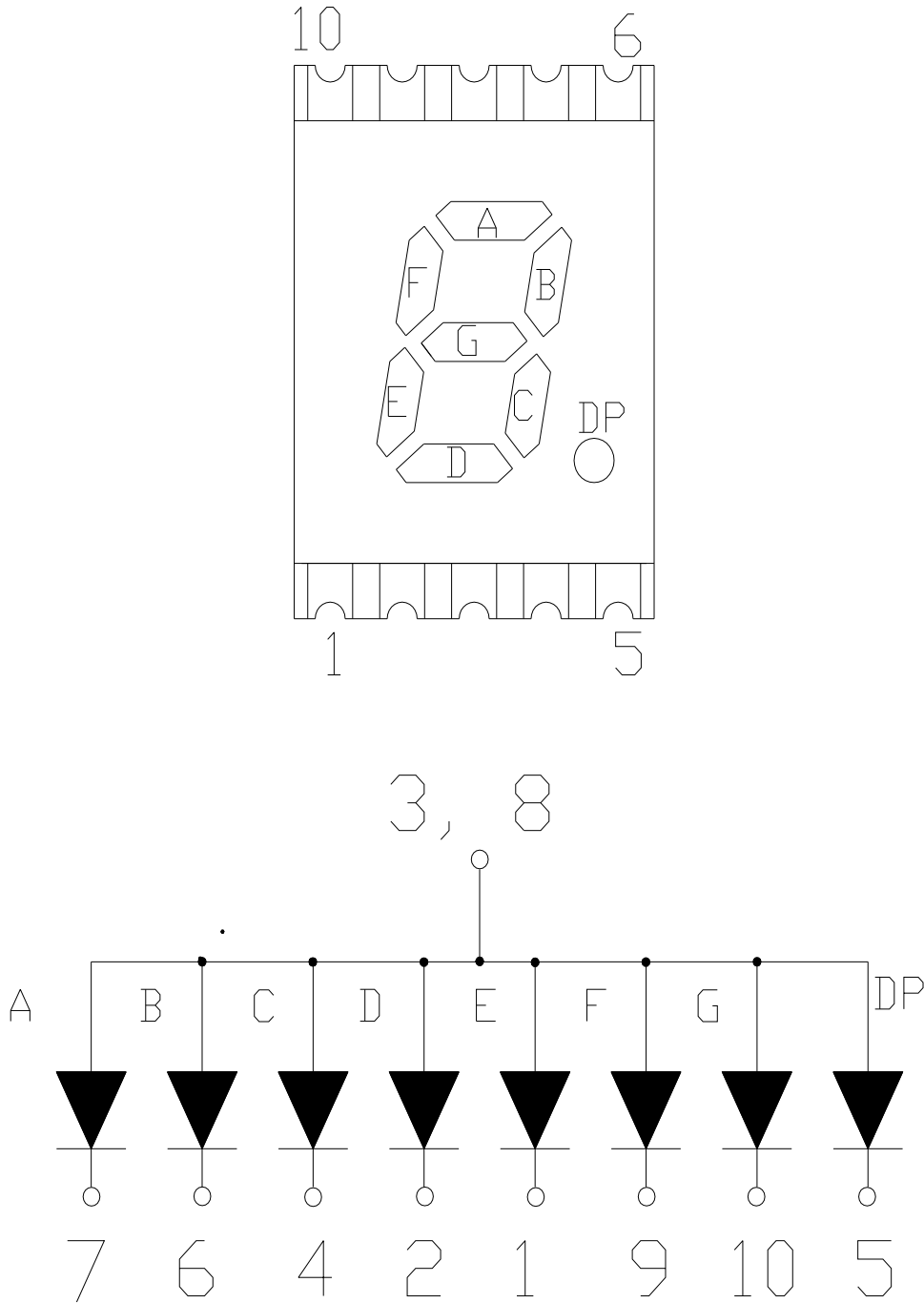
- 高可靠性和高稳定性 High intensity and reliability
- 高品质、和低功耗 High quality, Low power requirement
- IC 易兼容, 易装配 IC compatible , Easy assembly
- ESD1000V

**3. 产品外形尺寸 Outer Dimension:**


备注: 未标注公差尺寸均为 $\pm 0.25\text{mm}$

NOTES: All dimensions are in millimeters (inches) tolerance are  $\pm 0.25\text{mm}$ (0.010) unless otherwise noted

**4. 产品线路图 INTERNAL CIRCUIT DIAGRAM**

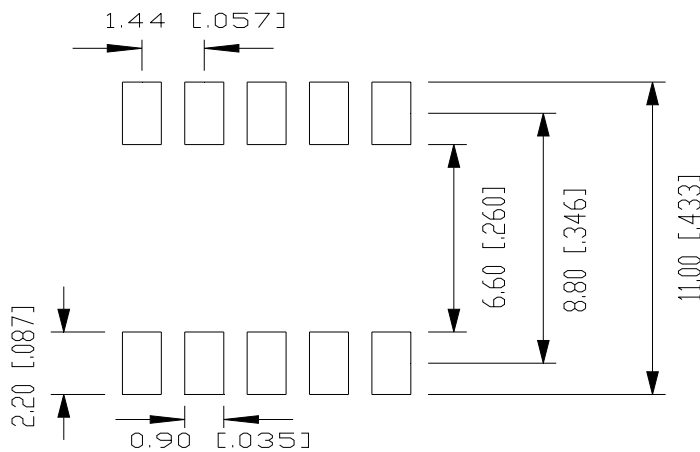


**5、产品最大绝对参数值 (Ta: 25°C) ABSOLUTE MAXIMUM RATINGS AT Ta=25°C:**

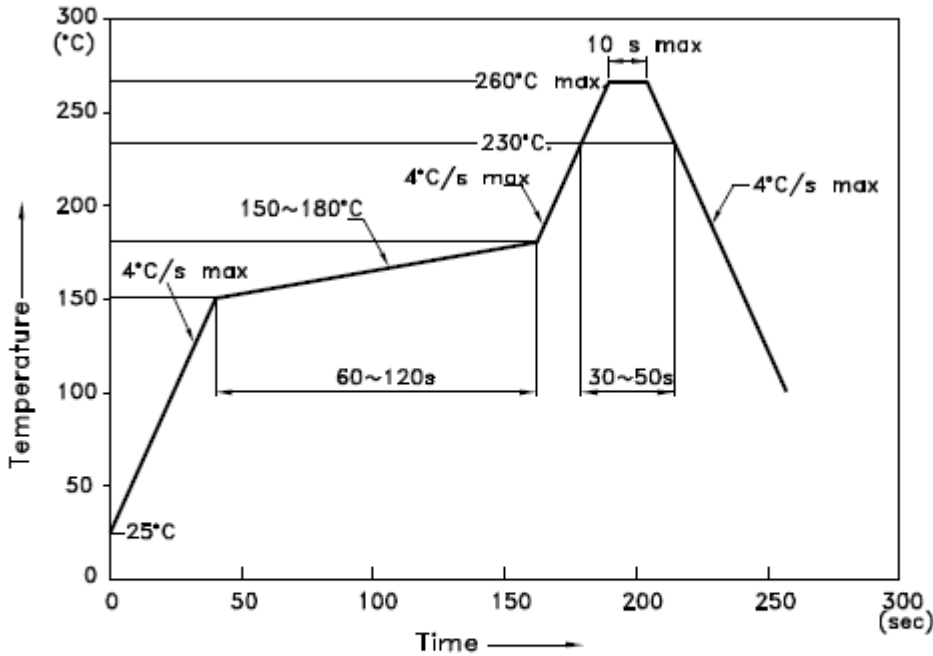
参数 (PARAMETER)	最大值 Max.	单位 UNIT
每段功耗 Power Dissipation Per Segment	<b>72</b>	<b>mW</b>
每段峰值电流 Peak Forward Current Per Segment (1/10duty cycle 0.1ms pulse width)	<b>100</b>	<b>mA</b>
每段平均正向电流 Average Forward Current Per Segment	<b>20</b>	<b>mA</b>
从室温线性减少 Derating Linear From 25°C Per Segment	<b>0.33</b>	<b>mA/°C</b>
每段反向电压 Reverse Voltage Per Segment	<b>5</b>	<b>V</b>
工作条件温度 Operating Temperature Range	<b>-40°C to + 105°C</b>	
储存温度 Storage Temperature Range	<b>-40°C to + 105°C</b>	
距离胶体 <b>1.6mm</b> 焊接, 温度 <b>260°C</b> , 焊接时间最多 <b>3 秒</b> Lead Soldering Temperature 260°C at 1.6mm From Body for 3 seconds		

**6、产品光电参数值 (Ta: 25°C) ELECTRICAL/OPTICAL CHARACTERISTICS AT Ta=25°C:**

参数 PARAMETER	符号 SYMBOL	MIN.	TYP.	MAX.	UNIT	测试条件 Test condition
每段亮度 Luminous Intensity Per Segment	$I_v$	—	<b>30</b>	—	<b>mcd</b>	<b>I<sub>F</sub>=10mA</b>
色坐标 Chromaticity Coordinates (Tolerance: ±0.01)	X	-	<b>0.27</b>	-	-	<b>I<sub>F</sub>=20mA</b>
	Y	-	<b>0.25</b>	-	-	<b>I<sub>F</sub>=20mA</b>
光谱半宽度 Spectral Line Half-Width	$\Delta\lambda$	—	<b>30</b>	—	<b>nm</b>	<b>I<sub>F</sub>=20mA</b>
每颗正向电压 Forward Voltage Per Dice	$V_F$	—	<b>3.0</b>	<b>3.6</b>	<b>V</b>	<b>I<sub>F</sub>=20mA</b>
每颗反向电流 Reverse Current Per Dice	$I_R$	—	—	<b>50</b>	<b>μ A</b>	<b>V<sub>R</sub>=5V</b>

**7、推荐使用的焊盘尺寸 Recommended Soldering Pattern:**


8、推荐的 SMT 焊接曲线 Recommended SMT condition:



NOTES:

1. We recommend the reflow temperature 245°C(+/-5°C). The maximum soldering temperature should be limited to 260°C.
2. Don't cause stress to the epoxy resin while it is exposed to high temperature.
3. Number of reflow process shall be 2 times or less.